

# EVALUATION BRIEF

Winter 2014 Quarterly Report  
FAST TRAC Wraparound Program

In September 2009, the Clermont County Mental Health & Recovery Board was awarded a six year Cooperative Agreement from the Center for Mental Health Services (CMHS) of the Substance Abuse and Mental Health Services Administration (SAMHSA) to enhance Clermont County's System of Care, named FAST TRAC. Wraparound is a program within FAST TRAC that is used to build constructive relationships and support networks among youth with emotional/behavioral challenges, their families, teachers, and other caregivers. To be eligible, youth must be between 3-21 years old, have a mental health diagnosis, and must reside in Clermont County with their family or caregivers. Youth and families in wraparound may have access to respite care, in-home support and intensive in-home therapy, in addition to services through existing providers. Data for this report were collected February 2011 to December 2013.

## PARENTS AGREE THAT WRAPAROUND SERVICES ARE A SUCCESS FOR YOUTH AND THEIR FAMILIES

*"We had the puzzle pieces there, but **Wraparound helped us** turn them over and get them to fit together."*

-Parent

*"I sing your praises all over and to anyone who will listen. If it hadn't been for my Wraparound Facilitator and my Peer Support Partner, my daughter would still be wearing pajama pants and hiding in her room. She's **now going to school every day in mainstream classes and she loves it. She finally feels like she's a normal kid.**"*

-Parent

*"Without Wraparound there would not be the communication that I have now with my son. There was **understanding and processing through problems and help solving them rather than blaming.** Life is not easy but it is remarkably better and we **can cope better than we had been.**"*

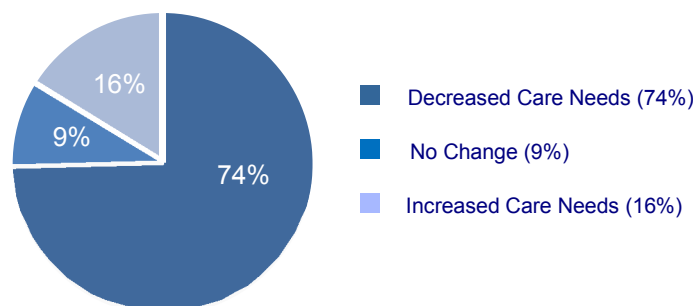
-Parent

### CHARACTERISTICS OF WRAPAROUND YOUTH (N=136)\*

Male	64.7%
Female	35.3%
<b>AVERAGE AGE AT INTAKE (N=135)*</b>	
Average Age	12.5 years
<b>AGE GROUPS (N=135)*</b>	
Birth to 6 years	9.7%
7 to 11 years	31.9%
12 to 14 years	25.2%
15 to 18 years	32.6%
19 to 21 years	0.7%
<b>ETHNICITY (N=135)*</b>	
White	97.8%

## IMPROVED FAMILY AND COMMUNITY FUNCTIONING

% Change in Care Needs from intake to 12 months in Wraparound (n=43)\*



## YOUTH CONTINUE TO BUILD STRENGTHS IN WRAPAROUND

(% Identified From Intake to 12 Months) n=45\*



**Interpersonal**

**Extended Family**

**Community Life**

**Interpersonal strength** reflects a wide range of the child's positive personality and interactive traits such as empathy, sharing and self-awareness.

**Extended family** refers to family members besides parents and siblings in developing relationships and communication.

**Community Life** indicates how well the youth is integrated into the community, is a member of organizations and has positive ties to the community.

## SUCCESS FOR YOUTH THROUGH WRAPAROUND

**37.1%**

Compared with program intake, after 12 months in Wraparound, 37.1% fewer youth went to the emergency room for a psychiatric or emotional problem in the past 30 days.

**28.5%**

Compared with program intake, after 12 months in Wraparound, 28.5% fewer youth spent the night in the hospital for a mental health care need in the past 30 days.

**8.5%**

Compared with program intake, after 12 months in Wraparound, 8.5% fewer youth spent the night in a correctional facility in the past 30 days.

\*N=Number of Participants.

\*n=Number of Participants with Data at Both Intake and 12 months.

# EVALUATION BRIEF

Winter 2014 Quarterly Report  
FAST TRAC Wraparound Program

Wraparound is a family-centered, strength-based process which guides service planning for children with or at-risk of emotional and behavioral disabilities and their families. A team assists in identifying needs, interests, and strengths of families and service providers to develop a plan centered around community supports.

## CAREGIVERS ARE FINDING SUPPORT AND INFORMATION TO SUCCEED

PERCENT RATED "SEVERE OR MODERATE NEED" AT INTAKE AND AFTER 12 MONTHS (n=36)\*



**Social Resources** indicates family or social network relationships that can help with raising the youth. Higher score indicates more social isolation.

**Knowledge** indicates caregiver is knowledgeable about the youth's needs and strengths. Higher score indicates less knowledge, which places the youth at risk of significant negative outcomes.

## YOUTH ARE EXPERIENCING SUCCESS WITH WRAPAROUND SERVICES

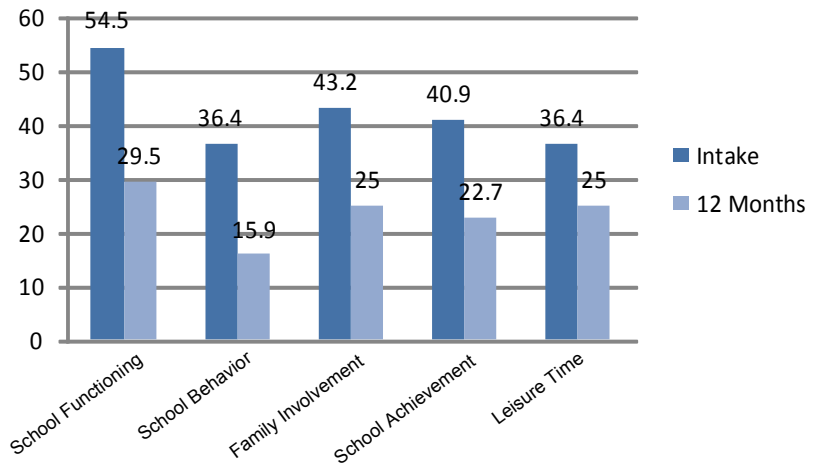


From Intake to 12 Months. (n=44)\*

From Intake to 12 Months. (n=45)\*

(NOTE: See graphs below for particular items within these measures.)

## YOUTH LIFE DOMAIN FUNCTIONING PERCENT RATED "MODERATE OR SEVERE" AT INTAKE AND AT 12 MONTHS (n=44)\*



**School functioning** includes school attendance, Individualized Education Plans (IEP), special education and in-school discipline incidents.

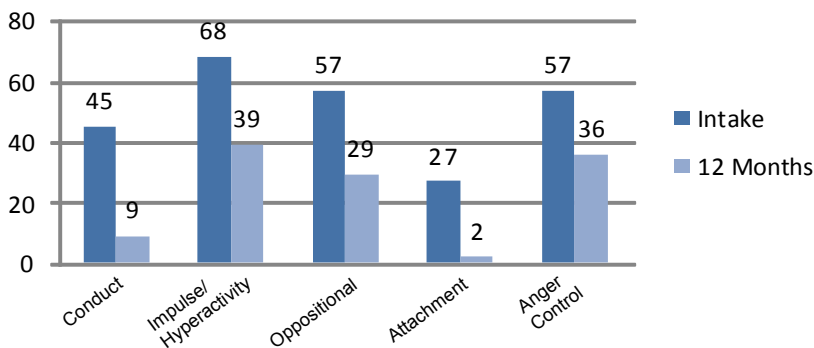
**School Behavior** indicates severe behavior problems in school and/or school placement in jeopardy due to behavior.

**Family Involvement** looks at compliance with caregiver rules and trust and participation with family members.

**School Achievement** indicates the youth is failing most subjects or is more than a year behind same age peers in achievement.

**Leisure Time** includes interest in recreational activities, with a higher score indicating less success or no interest in social activities.

## YOUTH BEHAVIORAL AND EMOTIONAL NEEDS PERCENT CAUSING PROBLEMS AT INTAKE AND AT 12 MONTHS (n=44)\*



**Conduct** includes lying, stealing, violence toward others and animals, manipulation of others and sexual aggression.

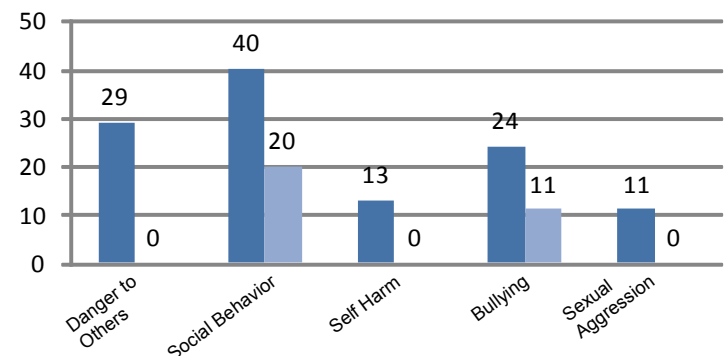
**Impulse/hyperactivity** includes problems with impulsive, distractible, hyperactive behaviors and dangerous levels of impulsive behavior that places a child at risk of physical harm.

**Oppositional** includes threats and physical harm to authority figures.

**Attachment** includes the ability to maintain an appropriate parent-child relationship.

**Anger** includes verbal aggression and physical violence.

## YOUTH HIGH RISK BEHAVIORS PERCENT RATED "RECENT" AT INTAKE AND AT 12 MONTHS (n=45)\*



**Danger to others** includes homicidal ideation, physically harmful aggression and fire setting.

**Social behavior** includes problematic social/community behavior.

**Self harm** includes reckless behavior and intentional risk taking behaviors.

**Bullying** means child has repeatedly utilized threats or actual violence to bully others.

**Sexual aggression** includes sexual activity with younger or non-consenting others.

\*n=Number of Participants with Data at Both Intake and 12 months.



Clermont FAST TRAC, a system of care initiative of the Clermont County Mental Health & Recovery Board, is funded by a grant from the United States Department of Health and Human Services, Substance Abuse and Mental Health Services Administration.

[www.clermontfasttrac.org](http://www.clermontfasttrac.org)