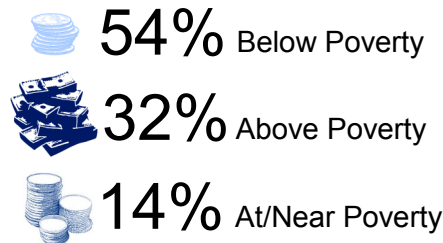


In September 2009, the Clermont County Mental Health & Recovery Board was awarded a six year Cooperative Agreement from the Center for Mental Health Services (CMHS) of the Substance Abuse and Mental Health Services Administration (SAMHSA) to enhance Clermont County's System of Care, named FAST TRAC. Caregivers of FAST TRAC youth often experience challenges in and outside the home including additional responsibilities, demands on time and resources, and heightened stress as a result of caring for youth with behavioral health care needs. FAST TRAC youth often have their own challenges building and maintaining relationships with peers, school, and their families. FAST TRAC assists in connecting youth and their families to resources that may be able to help mitigate these challenges. This report describes both the youth and caregiver participants and selected outcomes of the FAST TRAC program during this six year period. Page 1 reports on caregivers and families of FAST TRAC youth participants. Outcomes and demographics for FAST TRAC youth participants can be found on page 2.

CHARACTERISTICS OF FAST TRAC CAREGIVERS (n=235)*	
Male 10%	Female 90%
AGE OF CAREGIVERS	
Less than 35 years	26.8%
35 to 49 years	50.6%
50 years and older	22.6%
EDUCATION	
Below high school	16.6%
High School diploma or GED	29.8%
Associate degree/ Some college	41.7%
College degree	11.9%

LEVEL OF POVERTY FOR CAREGIVERS

(n=235)*



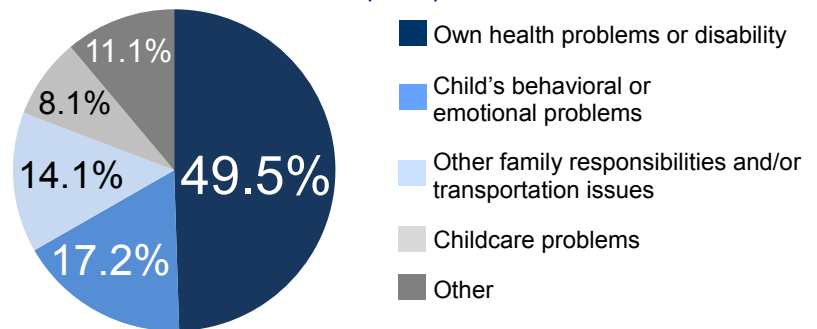
When data was collected in 2013, the **poverty threshold** for a family of four residing in Ohio was **\$23,550**.

(Source: U.S. Department of Health & Human Services, Office of The Assistant Secretary for Planning and Evaluation, 2015)

CAREGIVERS' EMPLOYMENT STATUS

PRIMARY REASON FOR NOT WORKING IN THE PAST SIX MONTHS

(n=115)*



FAST TRAC WORKS WITH CAREGIVERS TO REDUCE STRAIN AND IMPROVE QUALITY OF LIFE FOR THE FAMILY. PEER SUPPORT PARTNERS HELP BUILD A SYSTEM OF SUPPORT THAT MANY FAMILIES MIGHT NOT HAVE.

DECREASE IN CAREGIVER STRAIN AFTER 6 MONTHS WITH FAST TRAC (n=120)*

Overall Strain

30.8%

The strain in caring for youth with behavioral challenges can include time and resource demands, increased responsibilities, and emotional and mental stress.

"FAST TRAC services were a **positive experience**. Mainly because **they didn't give up on my family** when the team was at a loss of how to **keep moving forward**."

-FAST TRAC Caregiver

"I do not think we would be a 'whole' family as we are today."

-FAST TRAC Caregiver

"We listen to each other now and in most things we respond to situations much better."

-FAST TRAC Caregiver

*n=number of participants

DESPITE CHALLENGES AT HOME, AT SCHOOL, AND WITH PEERS, YOUTH PARTICIPANTS IN FAST TRAC ARE CONNECTING TO RESOURCES THAT CAN HELP STRENGTHEN FAMILY, SOCIAL, AND COMMUNITY RELATIONSHIPS.

CHARACTERISTICS OF FAST TRAC YOUTH PARTICIPANTS

(n=466)*

Male 63% Female 37%

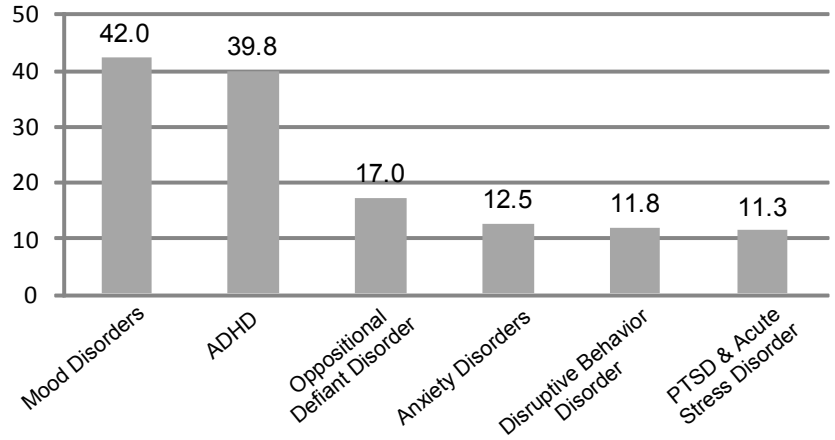
AGE OF PARTICIPANTS

Average Age 12.1 years

Birth to 6 years	12.0%
7 to 11 years	30.7%
12 to 14 years	22.1%
15 to 18 years	32.4%
19 to 21 years	2.8%

FAST TRAC YOUTH DIAGNOSES (%)**

(n=400)*



85%

Of youth have a family history of depression

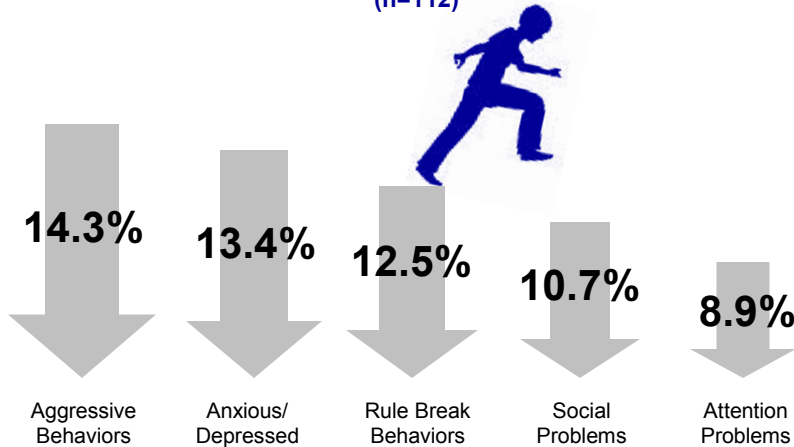
71%

Of youth have a family history of substance abuse

**The above diagnoses were the most commonly occurring among FAST TRAC youth. Not all diagnoses reported are listed. Youth could also be diagnosed with more than one behavioral or emotional challenge.

% DECREASE IN YOUTH EMOTIONAL AND BEHAVIORAL CHALLENGES AFTER 6 MONTHS WITH FAST TRAC

(n=112)*



“I think the most important thing we do for our clients is **continue to show up for them**. No matter what situation they’re in or what they’ve done. Providing that **unconditional support** over and over shows them that they matter, that **we believe they can achieve their goals.**”

–TIP Facilitator



97% Of youth report having a Primary Care Physician (PCP)

Maintaining health with a regular PCP mitigates the financial strain for the individual and the community that accompanies Emergency Room visits as a primary source for care.

% OF IMPROVED AND STABLE SCHOOL OUTCOMES FOR FAST TRAC YOUTH

REPORT CARD

School Outcomes

Attendance (n=64)*	✓	67.2%
Performance (n=45)*	✓	71.7%